

F570

FEELWORLD F570 5.7" 4K On-camera Monitor with HDMI Input/Output IPS Full HD 1920x1080

Screen Size: 5.7" IPS

Resolution: 1920x1080 pixels

Aspect ratio: 16:9

Brightness: 460cd/m²

Input

HDMI

Output

HDMI, Stereo Headphone







1920X1080
Full HD


4K HDMI Input

IPS 170°
Wider View Angle

More Auxiliary Functions

More professional functions assist users to accurately monitor when shooting, making and playing movies/ videos.

Ultra-thin Design

Simple, Compact and Rugged for Stabilizer

FEELWORLD F570 is jam packed with features in a small, lightweight package, so it's easy to hold in your hands.



18.6mm
Thickness

280g
Lightweight

Shoot Better Video

See and capture every detail with confidence

Whether it's a wedding, an indie film, or a television commercial, you need to make sure your images are perfectly sharp and captured at the highest possible quality, no matter what type of camera you use. FEELWORLD F570 helps you make sure every shot is in focus and gives you professional images with the same recording quality used by major motion pictures and prime time TV shows!

IPS 1920X1080 Resolution

Better Monitoring

FEELWORLD F570 delivers amazing picture quality in an incredibly thin lightweight design. The wide 170° viewing angle makes it easy for multiple members of the crew to watch it at the same time.



True Color · Professional Color Calibration

Use Rec.709 color standard

FEELWORLD uses the professional Rec.709 HD color standard, and uses the color calibration technology, with the professional instrument calibration at the factory, it

can achieve monitor calibration efficiently and get accurate color reproduction easily, do not distort the color, show the real image when you shooting video.

Accurate Color Reproduction

FEELWORLD monitor support ITU standards and HD video Rec.709 standard consistent color space, advanced image processing technology, so that the image clearly presented, the color is extremely natural, to ensure accurate color reproduction, to reproduce the physical nature of shooting, enabling users to accurately evaluate the quality of various input video signals.

Focus and Exposure Tools

Accurately expose and focus every shot

FEELWORLD F570 features powerful focus and exposure tools that help you get the best shots! Focus peaking indicators can be displayed as red, green or blue overlays that indicate exactly which parts of the image are in focus. In addition, false color tools make it easy to properly set exposure. The false color tools work by highlighting specific color ranges of luminance with a solid color overlay. Using false color helps you keep exposure consistent from shot to shot!

Connections

Plug into 4K camera and more

FEELWORLD F570 is jam packed with features in a small, lightweight package. It is equipped with 4K HDMI input and output interface, so you can connect monitor to various 4K camera, you can also 4K HDMI video signal synchronization output, convenience director and photographer monitoring at the same time. You can also monitor audio using the 3.5mm stereo headphone jack.

Support 4K HDMI Input/Output

3840X2160P (30/29.97/25/24/23.98Hz)

4096X2160p (24Hz)



Multiple Install Way

To convenient the various angles monitoring

FEELWORLD F570 features standard 1/4" mount points for attaching it to cameras and rigs. The external 1/4 screw design is used to make the monitor lighter and thinner.

Using the 1/4 inch hole, you can sit on a table using the built in kick stand or securely attach it to the top of your camera as the ultimate HD viewfinder!

The 1/4 screw can remove mounted to the bottom or right side.



FEELWORLD F570 High resolution monitoring for stabilizer

Flexible Battery System

Hassle-free power

For power, there's a 12V DC input on the side and space for a battery plate on the back. When connected to the 12V DC input you get continuous power or you can run it off of compatible rechargeable battery. And the F570 supports F970 (standard), D28S/D54, LP-E6 and U60 battery plate of your choice.

Portable Sunshade

Flexible installation, create effective monitoring environment

FEELWORLD sunshade design for you in the light under the location of shooting light to monitor the impact of the screen to provide an effective monitoring environment.

Ruggedly Handsome, Beautifully Designed

Housed in an aircraft grade aluminum unibody, both durable and functional. To expedite the heat dissipation rate and improve the anti-interference capability!

1. High Resolution: Full HD 1920x1080
2. High Contrast: 1400:1
3. High Brightness: 460cd/m²
4. 170° wide viewing angles IPS Panel
5. Ultra thin design 18.6mm thickness
6. Histogram
7. Peaking Focus Assist (Red,Green,Blue three colors optional highlight over parts of the image in focus)
8. False Colors
9. Zebra Exposure
10. Nine Grid
11. Scan Mode
12. Zoom (4x,9x,16x)
13. Anamorphic Mode (1.3x, 2.0x, 2.0x mag, User-defined adjustment: 1.20X~2.00X)
14. Pixel to Pixel
15. Center Marker
16. Safe Area (80%,85%,90%,93%,96%,2.35:1)
17. Ratio marker (4:3,13:9,14:9,15:9,16:9,1.85:1,2.35:1)
18. Marker Color (Red,Green,Blue,White,Black)
19. Check Field (Red/Green/Blue/Mono)
20. Image Flip (H, V, H/V)
21. Image Freeze
22. Zoom All (0~100 adjustable)
23. U/D & L/R Zoom (0~100 adjustable)
24. Color Temperature Adjustment



Histogram



Peaking Filter



False Colors



Nine Grid



Image Freeze



Check Field

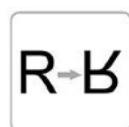



Image Flip



Exposure



Zoom-in



Anamorphic Mode

Brightness Histogram

The Brightness Histogram is a quantitative tool to check the picture brightness. The feature shows the distribution of brightness in an image as a graph of brightness along the horizontal axis (Left:Dark, Right:Bright) and a stack of the number of pixels at each level of brightness along the vertical axis.

Peaking Focus Assist

The Peaking Filter is used to aid the camera operator in obtaining the sharpest possible picture. When activated, the internal processor will display a colored highlight on the screen where sharp edges appear. You can switch the outline color between red, green, blue according to different tones of the subject.

False Color

The False Color filter is used to aid in the setting of camera exposure. As the camera iris is adjusted, elements of the image will change color based on the luminance or brightness values. This enables proper exposure to be achieved without the use of costly, complicated external test equipment.

Exposure (zebras)

The Exposure is used to assist in exposure adjustment in the mode of Zebra Pattern. It is considered overexposed and displays the moving warning lines onto the overexposed areas. 1-100IRE adjustable.

Check Field

Check Field is an assistant function to adjust camera color settings. Under the check field mode, you can use red, green, blue or mono pixels to generate the image, because hue and saturation can be adjusted more quickly and accurately in this environment.

Zoom In (4X, 9X, 16X)

Image magnification is HD signal in any part, an amplification for high quality close-up.

Anamorphic Mode (1.3x, 2.0x, 2.0x mag, User)

You can choose 1.3x, 2.0x, 2.0x mag, User-defined adjustment: 1.20x~2.00x. Built-in selection of no squeeze, 1.3x or 2.0x allows you to use anamorphic lenses or adapters and see the image unsqueezed, even if your camera does not de-squeeze in camera. A

2.0× mag mode, magnifies the center of your image so you can check the focus of your scaled image.

Image Flip

The Horizontal, Vertical and Hor&Ver of the image around flip.

Nine Grid

Zoom one of the images to realize the full screen. You can switch the Mark color between Red, Green, Blue, White, Black according to different tone of the subject.

Pixel to Pixel

Enable the filmmaker to check the image from the 1:1 signal source without scaling. This feature is essential for capturing optimum detail.

Center Marker & Safe Marker

Safe Mark for View Finding and Composition (80%, 85%, 90%, 93%, 96%, 2.35:1). You can switch the Mark color between Red, Green, Blue, White and Black according to different tone of the subject.

Ratio Marker

(4:3, 13:9, 14:9, 15:9, 16:9, 1.85:1, 2.35:1). Frame blanking zone includes 6 Levels, from 0-6 (Transparent to Black). You can switch the Mark color between red, green, blue, white and black according to different tone of the subject.

Display Spec.

Model	F570
Screen Size	5.7" IPS
Resolution	1920x1080 pixels
Pixel Pitch	0.0657x0.0219 mm
Aspect Ratio	16:9
Brightness	460cd/m ²
Contrast Ratio	1400:1

Backlight	LED
Viewing Angle	85°/85°(L/R) 85°/85°(U/D)

Input

1 X HDMI	HDMI
----------	------

Output

1 X HDMI	HDMI
----------	------

Audio

Audio	Stereo Headphone
-------	------------------

HDMI Input/ Output Support Format

480i/576i/480p/576p
1080i (60/59.94/50)
720p (60/59.94/50/30/29/25/24/23.98)
1080p (60/59.94/50/30/29.97/25/24/24sF/23.98/ 23.98sF)
4K UHD 3840×2160p (30/29.97/25/24/23.98Hz), 4096×2160p (24Hz)

General

Input Voltage	DC7~24V
Power Consumption	≤8W
Working Temperature	-20°C~55°C
Storage Temperature	-30°C~65°C
Install Way	1/4"-20 Thread Socket
Battery Plate	F970 (Standard); D28S/D54, LP-E6, U60 (Optional)
Unit Size	148Lx82Hx18.63D (mm)
Unit Weight	280g/310g (With F970 Plate)

Advanced Features

* Brightness Histogram

* Peaking Focus Assist (Red, Green, Blue three colors optional highlight over parts of the image in focus)

* False Colors

* Zebra Exposure (1-100IRE adjustable)

* Check Field (Red, Green, Blue, Mono)

* Camera Mode

* Anamorphic Mode (1.3x, 2.0x, 2.0x mag)

* Image Flip (H, V, H/V)

* Image Freeze

* Center Marker

* Screen Marker (80%,85%,90%,93%,96%, 2.35:1)

* Ratio marker (4:3,13:9,14:9,15:9,16:9,1.85:1,2.35:1)

* Color Temperature Adjustment

* Nine Grid (Zoom one of the images to realize the full screen) (Nonsupport in 4K input)

* Zoom (4X, 9X, 16X) (Nonsupport in 4K input)

* Aspect Ratio (Nonsupport in 4K input)

* Pixel to Pixel (Nonsupport in 4K input)

* Zoom All (Nonsupport in 4K input)

* U/D Zoom (Nonsupport in 4K input)


* L/R Zoom (Nonsupport in 4K input)

Dimensions (Unit: mm)



148.00 mm

18.63 mm



82.00 mm

